




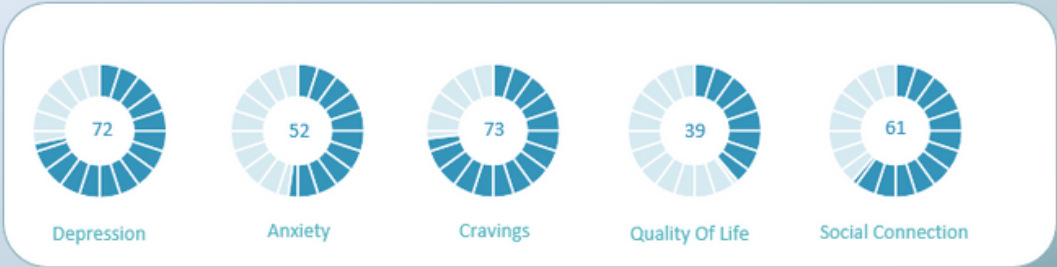
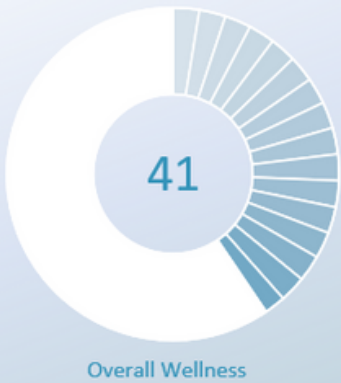
DELAMERE WELLBEING OUTCOMES

JANUARY
2024

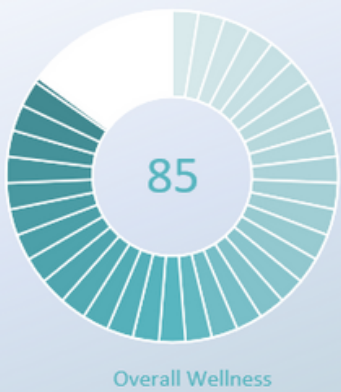


AVERAGE IMPROVEMENTS IN GUEST WELLBEING...

Admission



Discharge



THE OVERALL AVERAGE WELLBEING FOR GUESTS DISCHARGING IN JANUARY 2024 HAS IMPROVED BY 54% WITH A PARTICULAR REDUCTION IN CRAVINGS SEEING A FALL OF 65%.

WHAT OVERALL CHANGES HAVE BEEN MADE?

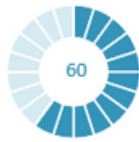
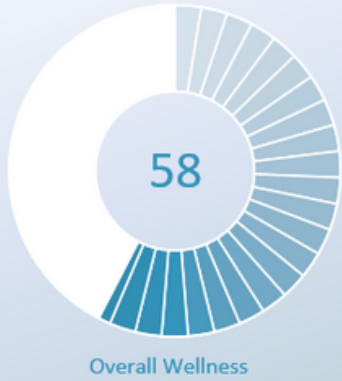
Stop	Percentage Score
Depression	72%
Anxiety	52%
Cravings	73%
Quality of life	39%
Social Connection	61%

Grow	Percentage Score
Depression	20%
Anxiety	14%
Cravings	8%
Quality of life	80%
Social Connection	87%

Change	Percentage Score
Depression	52%
Anxiety	39%
Cravings	65%
Quality of life	42%
Social Connection	26%

SOME SPECIFIC DATA...

Admission



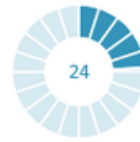
Depression



Anxiety



Cravings



Quality Of Life



Social Connection

Discharge



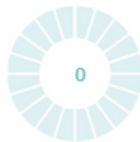
Overall Wellness



Depression



Anxiety



Cravings



Quality Of Life



Social Connection

ABOVE IS THE DATA FOR THE MOST IMPROVED SCORE THIS PAST MONTH. THIS GUEST HAS SEEN A 38% IMPROVEMENT IN OVERALL WELLBEING AND MORE SPECIFICALLY HAS SEEN THEIR DEPRESSION SCORE FALL FROM 60 TO 7 MEANING THAT THE GUEST HAS LEFT DELAMERE WITH MUCH IMPROVED MENTAL HEALTH AND WELLBEING.